

30.10.2023

First edition

# PRIMARY NEWS

## Say Hello to our Primary Newspaper Team

By Mr Pickford and Ms Raphael

We are very proud to introduce our new wonderful Primary Newspaper Team for this academic year. The team is made up of talented Year 6 writers who have a passion for sharing their work with others.




We have spent the last few weeks working hard hunting out the most interesting and engaging stories, reporting back, editing and improving our work to produce this newspaper we hope you will enjoy and be proud of!



Over the course of this year, please keep an eye out for our roving reporters as they hunt for the juiciest stories, in-depth interviews, puzzles, quizzes and more!



If you or your friends have any stories you think should be in our paper, please make sure to find one of our team and tell them!



# PRIMARY NEWS

## Trip Report by Blanca



The year 4 trip to Sagunto's castle was on the 22.09.23.

This event was very important for them because it was their first trip of the year.

They were all very excited, especially the ones we interviewed. We interviewed Blanca R, Mai B and last but not least Gema G.

They explained to our reporter that, how they built the castle, the marks on the wall and the life of the Jews, were the most interesting things.

"The one word I would use to describe the experience is charming and special." Blanca and Gema answered.

Their favourite parts were visiting the tombs and acting in the theatre (which has stone seats).

They told our reporter that they saw exciting prisons, petrifying cemeteries and they were given an explanation about the history of the castle.

We interviewed one of the most loved teachers from year 4, Mr. Feasey, he told our reporter this year's trip was really good except for some kids that didn't behave well.



Photos of Sagunto Castle

# PRIMARY NEWS

## Meet the Reps

by Daniela and Mar



Last month, year 6 chose their reps, here Daniela and Mar describe the process, how the reps work and found out some of their favourite things.

At Caxton College, in year 6, each year we choose reps (which also change every term). This term's reps are, from 6A Anastasiia and Ricardo, from 6B Mar and Gonzalo, 6C Ekaterina and Daniel and last but not least, we have 6D reps Valeria and Jack.

Each week the reps meet with Mr Fraser. In their meetings, they talk about a lot of things. They have even done a video about 4S lines collaborating with drama club and Techno Team!

In the video, they showed what a perfect 4S line looks like. They also showed what could happen in both of the lines (a perfect and a not perfect line).

Some of the reps shared with our reporters their ideas for change. They want to add air conditioning to the big gym and add an insect house to the garden!

In common, all the reps wanted to be a rep to help people and make the school a better place.

**Our reporters asked each rep some questions, like what's your favourite colour? Mar told us her favourite colour was yellow**

# PRIMARY NEWS

## Fact or fiction?

By Anastasiia



Your job here is to figure out which fact is true and which one isn't (there is only 1 fiction).

Answers will be revealed in the next edition.

So let's get started!! Which of these are facts and can you find the fiction?

## Fact or fiction?

1. Did the year 4s have their first trip of the year to the botanical garden?

TRUE / FALSE

2. Is there a McDonald's right next to school?

TRUE / FALSE

3. Was our school built in 1987?

TRUE / FALSE

4. Did the school add new uniform this year?

TRUE / FALSE

5. Do you have to line up in alphabetical order now?

TRUE / FALSE

# PRIMARY NEWS

## Club Report: Art Club By Benjamin



I am going to interview some people in the art club to learn how they do art so well.



Yize's beautiful work

Yize used a bottle cap with plasticine and glued a bull on it. Clever isn't it? Yize told me that he liked how it was made. Do you see how perfect it is? With spots and everything.

The people in art club try to copy masterpieces of art like an intricate bird or a fantastic monkey.

Yize demonstrated that sometimes it can be very simple or they can be very difficult. The bull is super easy but you have to figure out how to do it. Also if you are bad at art this could be your chance to get better results, soon you could be a master artist.

If you are already a master artist then you can always get better. If it can help to get your skills one level up then it is probably worth it. It is like Yize's talent, it is very good but it can always get better even if you go only one level up it still counts.

# PRIMARY NEWS

## How to make a paper dragon


by Jessy W

You will need:

- Scissors
- Glue
- Paper
- Tape



1. First you get a piece of paper then you fold it like this:



2. Then you repeat it over and over again until you reach the top and you should get something like this:




3. There is a part that is not glued so you glue that part - the little flap



4. Repeat steps to make another one and you should end up having something like this:



5. Then you fold those 2 into a triangle-like and end up with this:




# PRIMARY NEWS

6. Then cut 2cm off one of them and you should end up with something like this:



7. Then grab 2 more pieces of paper and trace your upper base like this:




8. Cut them out with the other paper underneath the first paper that you trace your base with and you should end up with these 4 triangles:



9. Fold them like this (you can draw flaps to help you):



10. Then you glue them to your base (put glue on your flaps) and should end up with something like this:



11. There's extensions so you can cut that off and you should end up with this:



# PRIMARY NEWS

12. Now get tape and stick them together like this



And your done! Draw your design and stick it on but **NEVER EVER COPY ANY-ONE ELSE'S DESIGN!**

Here's how you stick your design:  
First draw it. You may also want to draw the bottom jaw part if you want to.



colour it...



Now you can put another paper underneath and cut so you should end up with this:



Now flip the other side that you haven't designed and you can copy the first design you did. Now take your 1st side and stick it on and should get something like this:



The other side is the same...

And after all that hard work your dragon is done!



# PRIMARY NEWS

## Puzzle pages by Boyan




### Sudoku

Fill in with numbers from 1-9 with no repeated numbers in each line, horizontally or vertically

5	3			7				
6			1	9	5			
	9	8					6	
8				6				3
4			8		3			1
7				2				6
	6					2	8	
			4	1	9			5
				8			7	9


### Maze

Can you find your way?



# PRIMARY NEWS





The story of integrity






XANDER CASTELLANOS, Y6A








Should I take the comics?

No, That would be wrong.

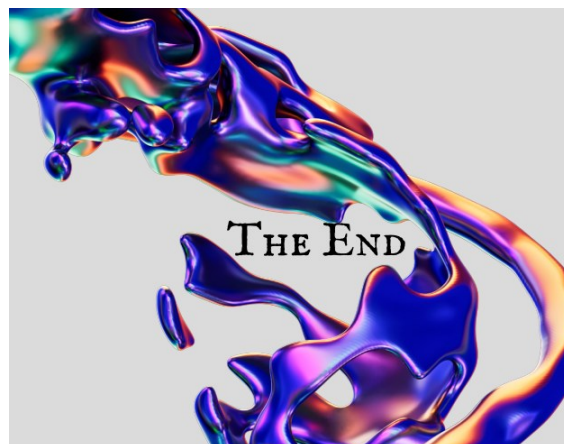

I will buy it.


Do THE RIGHT THING, EVEN WHEN NOBODY IS WATCHING.




Integrity

by Xander



# PRIMARY NEWS

## Nature at Caxton by Carlota



The bird and the snake incident has got teachers and children talking all around Caxton.

Two weeks ago, a couple of very interesting species appeared in the Caxton grounds. Amazingly, they were a snake and an owl. We are not sure how the snake got into the playground but sadly, we think that the owl that was found on the pavement was hit by a bus.

According to Ben, an onlooker from 6A, "the snake was approximately 75cm long and was showing its teeth in a very threatening way". More people had seen the snake and told us practically the same. Our advice is to always take care and be safe around snakes and other wild animals and give them the respect they deserve.



The owl appeared at the buses area and was injured. Some kids commented that they think it was probably hit by a bus. The teachers were all around it so that the children were not distracted when they got into their bus. This reporter hopes it makes a speedy recovery and is flying again soon!

Who knows what other animals are at Caxton? We challenge you to find our newspaper team and tell us about your fascinating animal encounters, who knows, you may see your story in a future edition.



# PRIMARY NEWS

## Meet the Teacher

Interview by Valeria and Daniella



We interviewed Year 4 teacher, Mr Feasey to find out more about him,

How old are you? 67 years old

How long have you been teaching at school? 25 years

What's your favourite subject to teach? Maths and Art

What's your favourite animal and colour? Horses, elephants and dark green

Mr Feasey told us he really enjoys house assemblies because its good to see the team spirit and the children get to act.



Mr Feasey at the Year 5 House Assembly

**Did you know Mr Feasey has a secret talent?**

He plays the guitar and sings in a band!

If you had a super power what would it be? To fly!

What's your favourite food? Lamb

Where would you like to go on holiday? Africa

# PRIMARY NEWS

Poem chosen by guest contributor  
Joaquin

## Wind on the Hill

No one can tell me,  
nobody knows,  
where the wind comes from,  
where the wind goes.

It's flying from somewhere  
as fast as it can,  
I couldn't keep up with it,  
not if I ran.

But if I stopped holding  
the string of my kite,  
it would blow with the wind  
for a day and a night.

And then when I found it,  
wherever it blew,  
I should know that the wind  
had been going there too.

So then I could tell them  
where the wind goes...  
but where the wind comes from  
nobody knows.

*Alan Alexander Milne*

